

UNITECH[®] 2

Unitech[®] 2

The Next Generation in Laundry and Warewash Chemical Dispensing

Unitech 2 is simply the most innovative system to hit the Laundry and Warewash market in years. It is a system that can be easily configured to excel in either markets by changing a single chip. Its advanced electronics allows easy additions and modular configurations that will fulfill your facility's needs while reducing unnecessary duplicate cost and inventory.

LAUNDRY

2-in-1

WAREWASH



LAUNDRY & WAREWASH SYSTEMS

- **Unique "Smart Bus" technology allows easy additions** of devices such as pumps, valves, and probes by simply snapping them on
- **Converting from Warewash to Laundry is as easy as changing one chip**
- **Intuitive user interface and digital programming menu in multiple languages**
- **Easy to service control panel needs no tools for wiring or changing out the control board**
- **Having a common dispenser for Laundry and Warewash reduces training costs, installation times, and inventory costs**
- **Reliable Knight peristaltic pumps with flow rates up to 34oz/min (1000ml/min)**
- **Laundry data management reports** allows you to control your chemical and labor costs.


KNIGHT
A unit of IFC Corporation

UNITECH[®] 2 LAUNDRY

Modular capability allows the Unitech 2 to fulfill the varied needs of your laundry facilities. Unitech 2 operates in signal, drain, and relay mode but can be scaled to become a data management system. Simply select additional pumps, remote control options, manifolds, alarms, or other peripherals to fit your facility needs.

Programming Options

- Secure password protection
- Load counter
- Programmable signal/pump assignment
- Auto formula select
- Digital pump calibration
- Multiple chemical levels
- Programmable system lockout
- Flush mode function
- Signal, drain, relay mode
- Language selection
- Flush flow alarm (option)
- Calibrate mode (volume or time)
- Unit of Measurement (Metric, Imperial, U.S.)



SIB (Signal Interface Board)
The SIB converts the high voltage signals from the washer to a low voltage signal to the main unit.

Remote Control Options

- **URP - Unitech Remote Programmer** has a 20 formula & system programming capability
- **UFS - Unitech Formula Selector** has a 8 formula capability

Low Level Alarm
Monitors supply levels of your liquid chemistry. Accepts up to 8 probes
DMM
Data Management Module allows you to view detailed washing reports on your PC


Manifold
The Flush Manifold prevents washer corrosion and fabric chemical burn. As an added precaution, built-in check valves prevent cross-contamination of chemicals

Flow Switch Operation
Detects the flow of water through the manifold to ensure chemical dilution delivery

Peristaltic Pump
Unitech 2 operates 2 to 8 pumps. Up to 6 pumps can be added to the base unit. (8oz, 16oz, 34oz)/min (240ml, 480ml, 1000ml)/min

Features and Benefits

Laundry and Warewash




It is as Simple as Switching One Chip

Converting Unitech 2 from Warewash to Laundry operation and back is as simple as changing one chip on the main board! Now you have the same dispenser doing a different function. This incredible feature can save you untold inventory dollars, training costs, spare parts costs and warehouse space.

Modular configuration

Unitech 2s modularity will allow you to easily customize the dispenser by adding pumps, valves, probes, and other peripherals to adapt to your customer's specific and varied needs.



Plug-N-Play with "Smart Bus" Technology

Unitech 2s unique "Smart Bus" allows peripheral devices to be instantly identified by the main control board without hard wiring or special programming. To add a pump, simply snap it on the network and Unitech 2 does the rest!

Intuitive, Multi-lingual Digital Menu

Intuitive user interface and digital programming menu in multiple languages (English, Spanish, German, Italian, Dutch, and French)



Scalable Electronics

Unitech 2 Laundry electronic capability is scalable from simple relay dispenser all the way up to a data management system that gives detailed data reports that can be viewed on your PC.

Data Management

The Data Management Module (DMM) allows you to view and track your washing reports on your PC. The management reports will allow you to track chemical usage, washer cycle times, washer formula, costs per lbs./kilos, and more.


Wash Cycle Tracking US (Ounces)					
Date	Start	Finish	CT	EM	PUMP #1
09/20/2006	06:16:06	06:43:05	25	7	0.0
09/20/2006	07:06:37	07:35:25	29	7	0.0
09/20/2006	08:10:03	08:48:28	38	19	28.0
09/20/2006	09:02:14	09:58:38	56	19	28.0
09/20/2006	10:51:06	11:29:52	39	19	28.0
09/20/2006	12:08:38	12:37:13	29	7	0.0
09/20/2006	12:55:24	14:26:28	91	7	0.0
09/20/2006	14:55:00	15:23:06	28	7	0.0
09/20/2006	15:40:05	16:03:29	23	3	0.0
09/20/2006	16:27:38	16:56:48	29	7	0.0
09/20/2006	18:05:53	18:33:23	28	7	0.0
09/20/2006	18:48:31	18:12:33	23	7	0.0
09/20/2006	19:38:53	20:08:32	30	7	0.0
09/20/2006	20:38:28	21:05:50	27	7	0.0
09/20/2006	21:54:24	22:16:48	22	3	0.0
09/20/2006	22:45:57	23:13:28	28	7	0.0

UNITECH[®] 2 WAREWASH

Unitech 2 Warewash operates with two or three pump configuration. With the various options, Unitech 2 can be configured to be probe/probeless, liquid/dry detergent feed, and door/conveyor operation.

Programming Features

- Secure password protection
- Rack counter
- Superior “smart sense” detergent concentration control technology
- Delime function
- External rinse and sanitizer prime
- Door or conveyor operation
- Precise rinse and sanitizer pump speed control
- Language selection
- Rinse delay
- Rinse limit
- Probe or probeless
- Alarm delay and feed limit
- Detergent type (liquid or dry)



Probe or Probeless

Unitech is the first dispenser of its type to automatically detect and accept both an inductive probe, conductive probe, or probeless mode.

- **Inductive probe** - reliable in the harshest conditions
- **Conductive probe** - used in normal conditions.
- Unitech will also work in a probeless mode.



Regulations

Meets CSA, CE, and AS/NZS standards for electrical safety and moisture protection.

Rinse Flow Rates
15 RPM Pump:
 .1 oz/min - 1.0 oz/min
 (3 - 30 ml/min)

Brass Solenoid
 For dry/solid detergent
 --OR--
Detergent Flow Rates
100 RPM Pump:
 8 oz/min (240 ml/min)
200 RPM Pump:
 16 oz/min (480 ml/min)


Sanitizer Flow Rates
15 RPM Pump:
 .1 oz/min - 1.0 oz/min
 (3 - 30 ml/min)
40 RPM Pump:
 .3 oz/min - 2.7 oz/min
 (10 - 80 ml/min)

Easy to Service Control Panel

Laundry and Warewash

Signal interface board
 Power signal interface board simplifies assembly.
 • Reduces servicing and installation time



Quick Release Blocks
 Reduces installation and servicing time.
 (see below)



“Plug & Play” Connector
 Single “Plug & Play” connector simplifies control board change over.
 • Reduces service time


Laundry/Warewash Chip
 Switching from Laundry to Warewash is as simple as changing one chip.

Easy Service Access
 Removable, hingeless cover allows easy access to system for installation and servicing.



Wiring with No Tools

Terminal block does not need tools for wiring. Quick release blocks allows you to press down and simply slide the wires in.



Cable Guide

The cable guide makes it easy to guide the electrical wiring to the signal interface board, reducing installation time.



Ease of Integration

To upgrade from Unitech to Unitech 2, simply use the adapter to connect the Unitech 2 control board with the Unitech signal interface board.

ORDERING INFORMATION

Unitech® 2 Laundry System

Features Include: Plastic injection molded water tight case with standard Unitech 2 main control board for two to eight pump operation. Laundry version has eight formula function w/o remote (or with formula selector) or twenty formulas with a remote programmer, signal, drain and relay mode operation with washer signal interface module (SIB). Build your complete system configuration by selecting the options below. Units will ship assembled.

MODEL	PART NO.	DESCRIPTION
-------	----------	-------------

UT-502LX	7164050	Base Unit - Unitech 2 Two Product Laundry Dispenser w/o Flush w/o Pumps (115/208/230 VAC 50/60 Hz). Includes SIB.
----------	---------	---

Unitech 2 Two Product Laundry Base System

KP-5100XB	N/A	100 RPM Pump 8oz. (240 ml) Min
KP-5200XB	N/A	200 RPM Pump 16oz. (480 ml) Min
FSV	N/A	Brass Flush Solenoid Valve w/mounting plate for laundry applications

Transformers

7164224	Standard Transformer
7164226	Transformer (Euro Versions)

Unitech 2 Laundry Satellite Pump Options

KP-5100XR	7164030-R	100 RPM Right Satellite Pump Module 8 oz (240 ml) Min.
KP-5100XL	7164030-L	100 RPM Left Satellite Pump Module 8 oz (240 ml) Min.
P-5200XR	7164031-R	200 RPM Right Satellite Pump Module 16 oz (480 ml) Min.
KP-5200XL	7164031-L	200 RPM Left Satellite Pump Module 16 oz (480 ml) Min.
KP-8100XR	7164035-R	100 RPM Right Satellite Pump Module 34 oz (1000 ml) Min.
KP-8100XL	7164035-L	100 RPM Left Satellite Pump Module 34 oz (1000 ml) Min.

Unitech 2 Remote Control Options

UFS-25	7656120-25	Formula Selector w/ 25ft. (8 m) Cable
URP-25	7678000-25	Remote Programmer / Formula Selector w/ 25ft. (8 m) Cable

Unitech 2 Flush Manifolds

UFM-4	7164100	Unitech 2 Four Port Flush Manifold w/ check valves and stainless steel mounting bracket
UFM-6	7164110	Unitech 2 Six Port Flush Manifold w/ check valves and stainless steel mounting bracket
UFES	7164105	Flow Switch w/Fittings

Unitech 2 Low Level Alarm

ULLA	7164033	Unitech Low Level Alarm Module
	7110127	Float Switch 8.8, w/o bell (9" (23cm) PVC support tube with float sensor, 10' (3m) of vinyl cable with fittings)
	7110126	Float Switch 18, w/o bell (18" (46cm) PVC support tube with float sensor, 25' (7.6m) of vinyl cable with fittings)
	7110129	Float Switch 38, w/o bell (38" (97cm) PVC support tube with float sensor, 25' (7.6m) of vinyl cable with fittings)

Unitech® 2 Warewash System

Features Include: Plastic injection molded water tight case with standard Unitech main control board for two or three pump operation. Warewash version has probe/probeless capability, liquid/dry detergent feed, and door/conveyor operation by selecting the options below. Units will ship assembled. Build your complete system configuration.

MODEL	PART NO.	DESCRIPTION
-------	----------	-------------

UT 502WX	7164000	Base unit - Unitech 2 two product warewash dispenser w/one transformer w/o pumps, w/o solenoid. (115/208/230 VAC) 50/60 Hz
----------	---------	--

Unitech 2 Two Product Warewash Base System

KP-515XB	N/A	15 RPM Rinse Pump 0.1-1.02 (3-30 ml) min. -w/T-53E or T-51E
KP-5100XB	N/A	100 RPM Detergent Pump 8oz. (240 ml) min.
KP-5200XB	N/A	200 RPM Detergent Pump 16oz. (480 ml) min.
BSV	N/A	Brass Solenoid Valve Assembly w/Mounting Plate

Unitech 2 Warewash Satellite Pump Options

7164040	15 RPM Sanitizer Pump Module 0.1-1 oz. (3-30 ml)/min.
7164032	40 RPM De-stainer pump 0.3-2.7 oz. (10-80 ml)/min.

Unitech 2 Options for Warewash

1600698	Inductive Probe with 25' cable length
7117100-07	Sanitizer Alarm System
9600791	Factory Installed Seven Conductor Cable (15 ft) with 1/2" Conduit Connector

KNIGHT LIMITED WARRANTY

Knights controls and pump systems are warranted against defects in material and workmanship for a period of ONE YEAR. All Electronic Control Boards have a TWO YEAR warranty. Warranty applies only to the replacement or repair of such parts when returned to the factory with a KRA number, freight prepaid and found to be defective upon factory inspection. Rubber and synthetic rubber parts such as "O" rings, diaphragms, squeeze tubing and gaskets are considered expendable and are not covered under warranty. Warranty does not cover liability resulting from performance of this equipment nor the labor to replace this equipment. Product abuse or misuse voids warranty. Knight products are not for use in potentially explosive environments. Any use of our equipment in such an environment is at the risk of the user. Knight does not accept any liability in such circumstances.

KNIGHT DISCLAIMER

The information and specifications included in this publication were in effect at the time of approval for printing. Knight, LLC. reserves the right, however, to discontinue or change specifications or design at any time without notice and without incurring any obligation whatsoever.

Knight Headquarters
Toll Free (800)854-3764
Tel (949) 595-4800
Fax (949)595-4801
www.knightequip.com

Knight Canada
Tel (905)542-2333
Fax (905)542-1536

Knight Europe
Tel +44(1293)615.570
Fax +44(1293)615.585

Knight Australia
Tel +61(2)9725.2588
Fax +61(2)9725.2025

Knight N. Asia
Tel +82(2)3481.6683
Fax +82(2)3482.5742

Knight S. Asia
Tel +65.9170.0984
Fax +65.6489.6723